

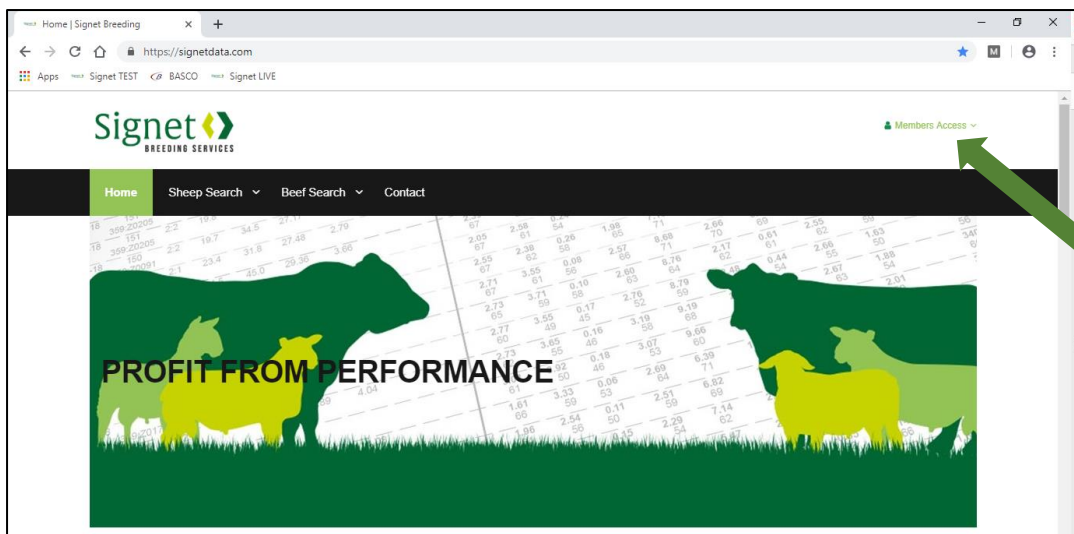
Signetdata.com: Getting Started and Passwords

The Signet database has moved to www.signetdata.com.

From the home page clients can log into their account by heading to “Member Access” (top right).

The first time clients log on, they will need to set up a password. This can be done by following the following steps to reset their password – which is also what you will need to do if you forget it.

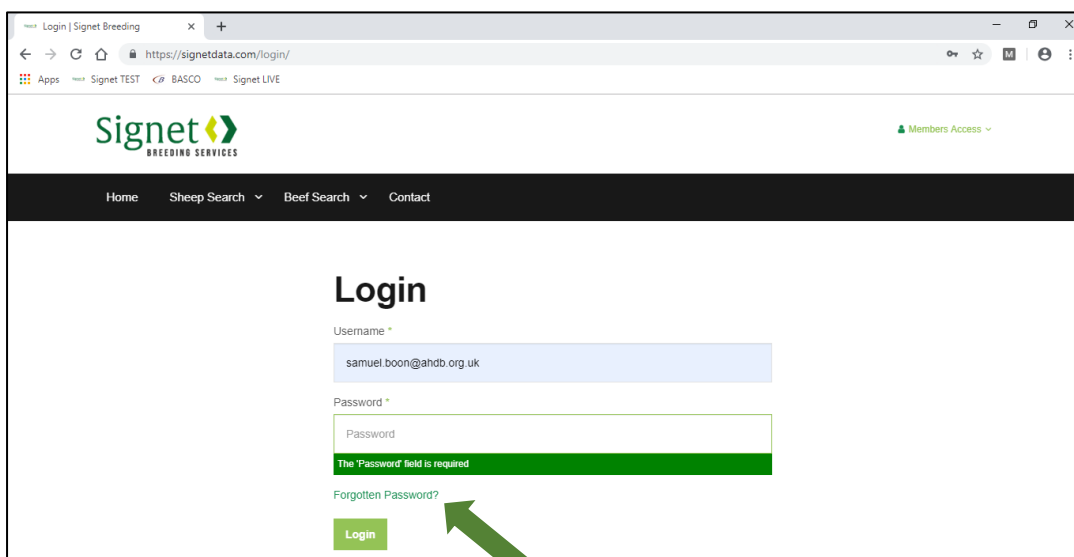
- 1). Go to www.signetdata.com
- 2). Click “Member Access” and then click “Login”



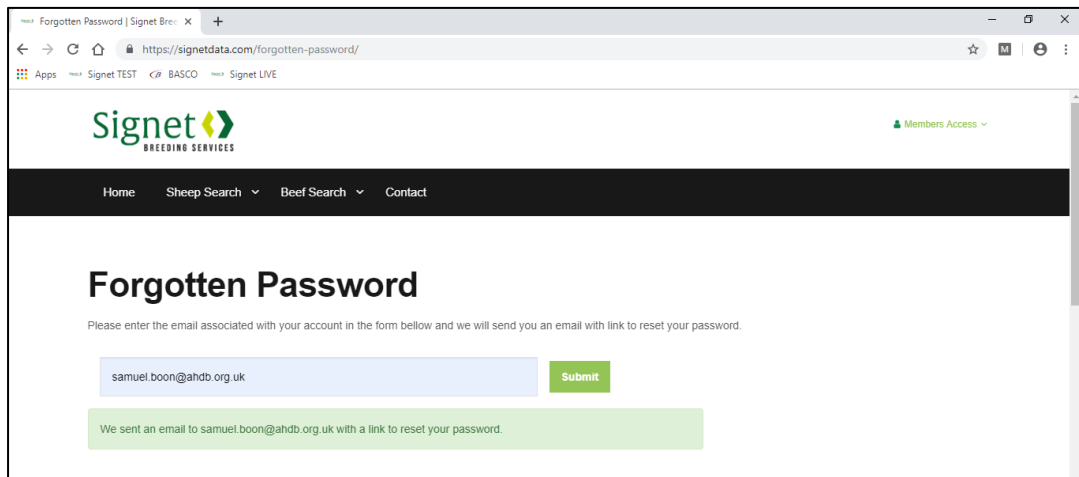
- 3). Enter your email address as your user name.

IMPORTANT: You must use the same email as the one currently used by Signet.

- 4). Click “forgotten password”



5). A screen will appear prompting you to ask for your password to be re-set.



6). An email will be sent to your email account with a link that will last for up to 24 hours. This link will enable the user to re-set their password

What if this doesn't work?

Occasionally an over sensitive virus filter will block our email to you. In this case, please contact Signet and we can set you up with a password of your choice (which you can re-set in the future).

Please provide a password that is unique to this database – and not one used for other personal accounts.