

Signetdata.com: Submitting lamb & ewe weights

The Signet database has moved to www.signetdata.com.

From the home page, clients can log into their account by heading to “Member Access”. On this page they will be asked to enter a password. When using the site for the first time, clients will need to press “forgotten password” to set up a new one.

Entering weights

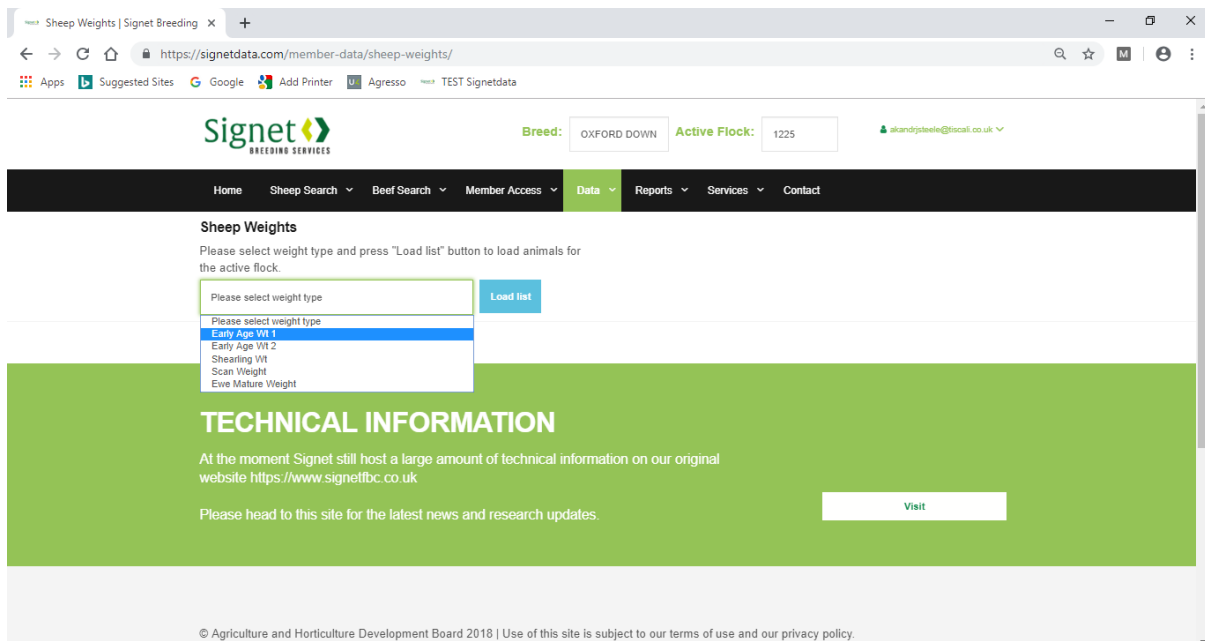
This document explains how to enter ‘Early Age Weight 1’ – which is the measurement used to calculate an adjusted 8 week weight.

A similar process is applicable for:

- Early Age weight 2 – if a second weighing is completed for 8 week weights
- Scan Weight - if the flock/lamb is not ultrasound scanned
- Shearling weight – the weight of shearling ewes pre-mating

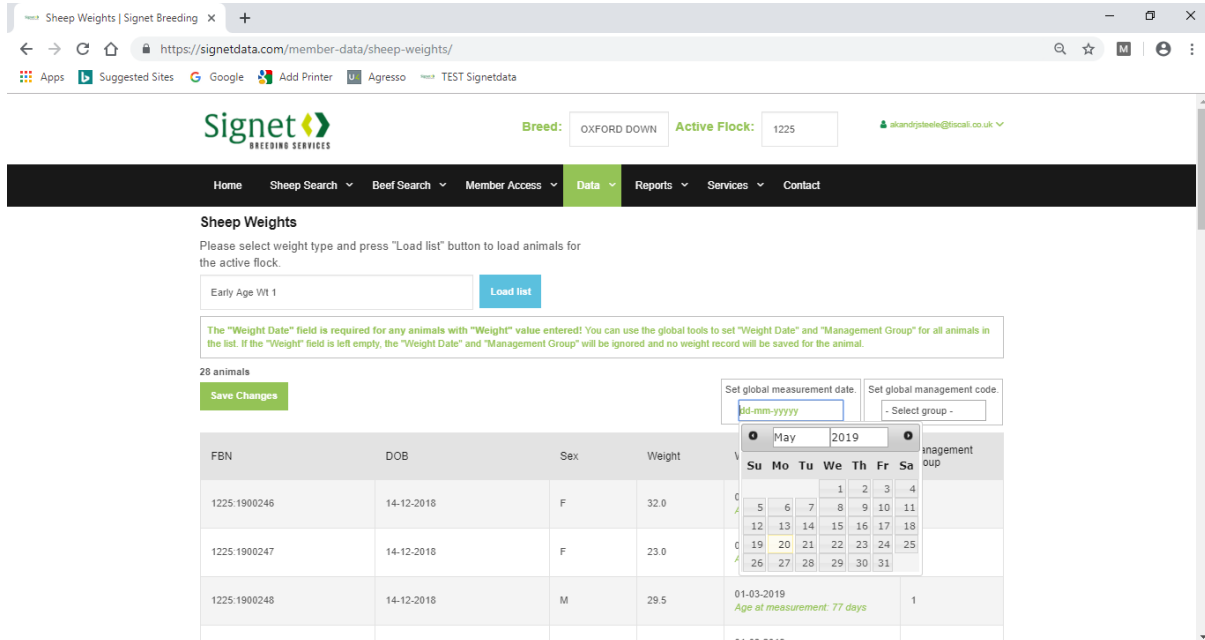
1) Go to www.signetdata.com and log in. Go to the ‘Data’ menu and select the sub-menu ‘Sheep Weights’

2) Select the weight type required from the drop down menu and click ‘load list’



The screenshot shows the 'Sheep Weights' page on the Signetdata.com website. The page has a dark navigation bar with 'Data' selected. Below the navigation bar, there is a 'Sheep Weights' section with a dropdown menu for selecting weight types. The dropdown menu is open, showing options: 'Please select weight type', 'Early Age Wt 1', 'Early Age Wt 2', 'Shearling Wt', 'Scan Weight', and 'Ewe Mature Weight'. A 'Load list' button is visible next to the dropdown. Below the dropdown is a green section titled 'TECHNICAL INFORMATION' with a 'Visit' button.

- To enter the same weigh date and management group for **all** animals, choose the date from the pop up calendar and management group from the drop down menu.



Sheep Weights

Please select weight type and press "Load list" button to load animals for the active flock.

Early Age Wt 1

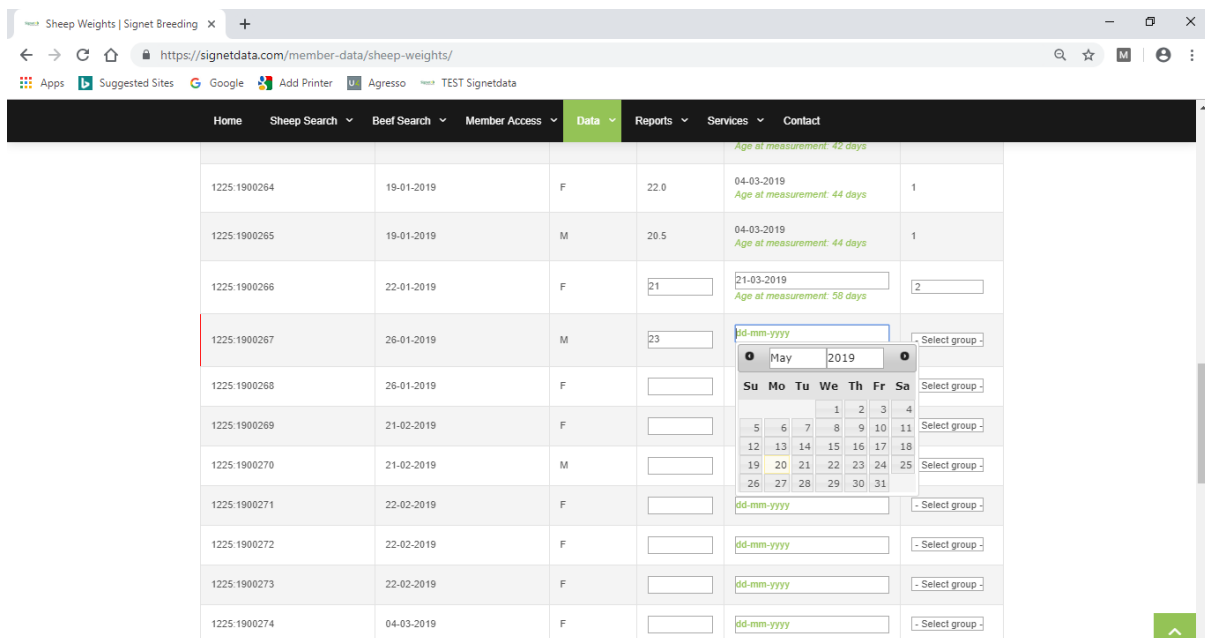
The "Weight Date" field is required for any animals with "Weight" value entered! You can use the global tools to set "Weight Date" and "Management Group" for all animals in the list. If the "Weight" field is left empty, the "Weight Date" and "Management Group" will be ignored and no weight record will be saved for the animal.

28 animals

Set global measurement date: Set global management code:

FBN	DOB	Sex	Weight	Weight Date	Management Group
1225.1900246	14-12-2018	F	32.0	01-03-2019 <i>Age at measurement: 77 days</i>	1
1225.1900247	14-12-2018	F	23.0	01-03-2019	
1225.1900248	14-12-2018	M	29.5	01-03-2019	

- Enter the weight next to each individual animal in kilograms.
- To enter different weigh dates and management groups for individual animals, select the relevant fields next to each individual animal



1225.1900264	19-01-2019	F	22.0	04-03-2019 <i>Age at measurement: 44 days</i>	1
1225.1900265	19-01-2019	M	20.5	04-03-2019 <i>Age at measurement: 44 days</i>	1
1225.1900266	22-01-2019	F	<input type="text" value="21"/>	<input type="text" value="21-03-2019"/> <i>Age at measurement: 58 days</i>	<input type="text" value="2"/>
1225.1900267	26-01-2019	M	<input type="text" value="23"/>	<input type="text" value="dd-mm-yyyy"/>	<input type="text" value="- Select group -"/>
1225.1900268	26-01-2019	F	<input type="text"/>	<input type="text" value="dd-mm-yyyy"/>	<input type="text" value="- Select group -"/>
1225.1900269	21-02-2019	F	<input type="text"/>	<input type="text" value="dd-mm-yyyy"/>	<input type="text" value="- Select group -"/>
1225.1900270	21-02-2019	M	<input type="text"/>	<input type="text" value="dd-mm-yyyy"/>	<input type="text" value="- Select group -"/>
1225.1900271	22-02-2019	F	<input type="text"/>	<input type="text" value="dd-mm-yyyy"/>	<input type="text" value="- Select group -"/>
1225.1900272	22-02-2019	F	<input type="text"/>	<input type="text" value="dd-mm-yyyy"/>	<input type="text" value="- Select group -"/>
1225.1900273	22-02-2019	F	<input type="text"/>	<input type="text" value="dd-mm-yyyy"/>	<input type="text" value="- Select group -"/>
1225.1900274	04-03-2019	F	<input type="text"/>	<input type="text" value="dd-mm-yyyy"/>	<input type="text" value="- Select group -"/>

6) When all weights have been entered, click 'save changes' at the bottom of the page.

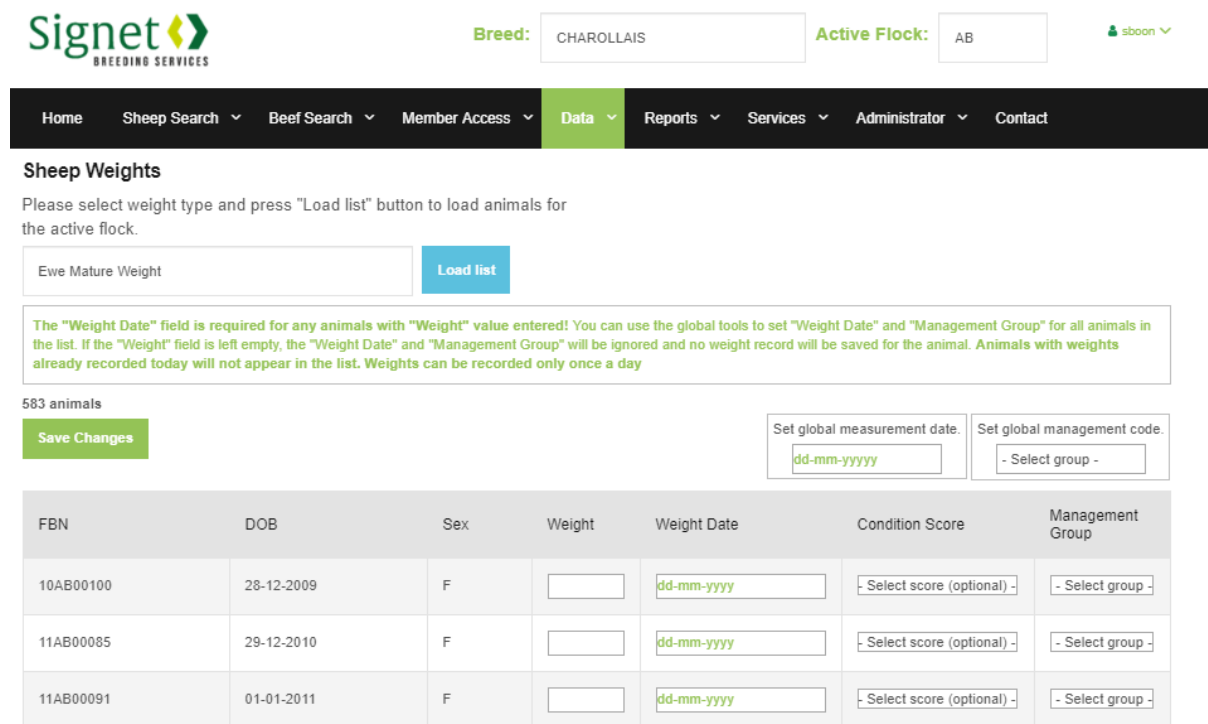
Clients with large flocks are advised to press 'Save changes' as they go along, in case the internet drops out as data is entered and weights are lost.

Ewe Mature Weight

7) Clients can also select "Ewe Mature Weight" – which enables them to weigh older adult ewes as many times as they wish over their lifetime.

The principle of screen creation and completion is the same – although in this instance previously stored weights are not retrieved on the form.

Breeders are also encouraged to submit a Body Condition Score to accompany the mature weight that is being collected.



Signet BREEDING SERVICES

Breed: CHAROLLAIS Active Flock: AB sboon

Home Sheep Search Beef Search Member Access **Data** Reports Services Administrator Contact

Sheep Weights

Please select weight type and press "Load list" button to load animals for the active flock.

Ewe Mature Weight

The "Weight Date" field is required for any animals with "Weight" value entered! You can use the global tools to set "Weight Date" and "Management Group" for all animals in the list. If the "Weight" field is left empty, the "Weight Date" and "Management Group" will be ignored and no weight record will be saved for the animal. Animals with weights already recorded today will not appear in the list. Weights can be recorded only once a day

583 animals

Set global measurement date. dd-mm-yyyy Set global management code. - Select group -

FBN	DOB	Sex	Weight	Weight Date	Condition Score	Management Group
10AB00100	28-12-2009	F	<input type="text"/>	<input type="text" value="dd-mm-yyyy"/>	- Select score (optional) -	- Select group -
11AB00085	29-12-2010	F	<input type="text"/>	<input type="text" value="dd-mm-yyyy"/>	- Select score (optional) -	- Select group -
11AB00091	01-01-2011	F	<input type="text"/>	<input type="text" value="dd-mm-yyyy"/>	- Select score (optional) -	- Select group -

For further information call Signet 02476 478 829 or email signet@ahdb.org.uk